

A close-up, low-angle shot of a white Felder K 945 S miter saw. The saw is positioned diagonally, with its large circular blade partially visible. The blade has a silver finish and a serrated edge. The saw's handle is white with a blue stripe and the 'pro tec' logo. The background is a solid blue color.

FELDER®

pro tec

K 945 S

MORE SAFETY
MORE POWER
6⁷/₆₄" (155 mm)
CUTTING HEIGHT

FELDER®



K 945 S


More safety, more power,
6⁷/₆₄" (155 mm) cutting height



Solid wood




Panel material



Plastic



Aluminium



Precision, power, and safety with the Felder top model!

The top model from the Felder panel saw range impresses with its modern design, innovative operating elements, durable precision, extreme performance, and maximum operating comfort. The massive saw aggregate with 6⁷/₆₄" (155 mm) cutting height sets new standards for all those who place tremendous demands on "their" new sliding table saw. Felder system solutions, such as the "X-Roll" sliding table and the tilting segment guide "Easy-Glide," ensure reliability for years.

The Felder sliding table panel saw K 945 S is also available with the revolutionary safety device PCS®. Serious accidents on sliding table saws are a thing of the past PCS® is currently the fastest, non-contact triggering safety device in the world.



K 945 S

- » Cutting length 80⁴⁵/₆₄" - 145⁴³/₆₄" (2050–3700 mm)
- » "X-Roll" sliding table, 10 year guarantee
- » Cutting width: 31¹/₂ - 56¹/₁₆" (800–1500 mm)
- » Cutting height: 6⁷/₆₄" (155 mm)
- » "Power drive" control

... Your decision for Felder, a risk-free decision

- | | |
|--|---|
| <ul style="list-style-type: none"> » The right machine for every budget » Complete reliability in professional use » Tailor made machine solutions » High-quality cast iron machine table and aggregates » Innovative detail solutions derived from 65 years of experience – already included in the standard configuration | <ul style="list-style-type: none"> » First-class manufacturing and finishing standards » Intuitive application concepts » Modern, distinct design » Quality and precision from AUSTRIA » Powerful and efficient » Complete package: Comprehensive service support |
|--|---|

The most important highlights at a glance



Felder Control Terminal


The electronically positioned rip fence motor runs on a maintenance-free lineal guiding system with ball-bearing bushings. It moves quickly and accurately to within a tenth of a millimeter of the entered cutting width. The rip fence can be tilted away at any point along the full rip length and guarantees perfect cuts with a maximum width of 49⁷/₃₂" (1250 mm). The operating panel provides you with all of the information relating to the rip fence in real-time. You can enter the required value quickly and efficiently into the operating panel, saving time and increasing your productivity.



"Easy-Glide" – tilting of the aggregates without lubricants or maintenance

The saw unit is tilted using the tried-and-tested Felder "Easy-Glide" swivel segment guide. The "sliding shoe guides" on the large-sized swivel segments are made of a synthetic, wear-free high-performance material, which is dust-resistant and requires neither maintenance nor lubrication.

On the "Easy-Glide" system have a 6 year guarantee!



Sliding table "X-Roll"

The X-shaped arrangement of the hardened steel rollers distributes the occurring pressure load optimal in all directions. There is no point loading, the guide system is extremely smooth-running and durable.

The Felder "X-Roll" Sliding table comes with 10 year factory warranty!



WORLD FIRST: PCS® – Preventive Contact System

Serious accidents with sliding table panel saws are a thing of the past – PCS® is currently the fastest, non-contact triggering safety device in the world.

- » PCS® detects accident hazards before contact with the saw blade.
- » PCS® eliminates the hazardous situation in milliseconds.
- » PCS® is 100% safe against damage to the machine and saw blade.
- » PCS® allows safe operation close to the saw blade.
- » PCS® also supports groove cuts.
- » PCS® is ready to be used again at the push of a button.
- » PCS® requires no additional maintenance and cleaning cycles.
- » PCS® works without additional, external sources of energy and without the need of external sensors or video systems.
- » PCS® is resistant to dust and dirt.

PCS® does not replace any of the statutory protective devices. According to regulations, the machine must be operated with splitter and sawguard.

Details



The Saw Unit "155"

The time-tested, cast iron Felder TOP unit offers not only maximum power and precision, but also extreme smooth running and efficiency:

- » 6⁷/₆₄" (155 mm) cutting height with a 17²³/₃₂" (450 mm) saw blade diameter
- » Sensational: saw blade change without tools
- » Electrical height adjustment
- » Optional: Electronic angle adjustment with digital LED display
- » Maximum power transmission achieved through the Poly-V belts and counter surface
- » Tilt segment "Easy-Glide" for circular saw unit



Spraying unit for processing non-ferrous metals and plastics

For the machining of non-ferrous metals or plastics, your Felder can be equipped with a spraying unit. High-performance lubricating oil can be sprayed directly onto the saw blade, transported via piping from the spraying unit.


"Power drive" control

Using a knob for quick adjustment, you can adjust the cutting height and cutting angle. A push button is available for the fine adjustment. Red LED display screens in the control panel show exact adjustment values. When the blade angle is tilted the height setting is compensated with the LED display showing the exact blade height.



Oversized saw arbor with double trunnions

- » Absolute vibration-free machining
- » Incredible power transmission due to the ultra-efficient Poly-V-belt drive technology
- » Standard: Speeds 3500/4500/5500 rpm; with 10 kW motor power speeds of 3500 and 4500 rpm are possible



Cutting height

With a cutting height of 6⁷/₆₄" (155 mm) at a 90° blade tilt and 4¹⁹/₆₄" (109 mm) at a 45° blade tilt, the K 945 S easily handles trimming and rip cuts in solid wood and cross- or mitre cuts of oversized cross sections.



Saw blade tilt 90°–45°

4¹⁹/₆₄" (109 mm) cutting height at 45° blade tilt; depending on the set mitre angle, the „Power-Drive“ display compensates for the cutting height and shows the ACTUAL height of cut.




"Easy-Lock" tool free saw blade change

The clamping system offers premium comfort for many years: Effortlessly change saw blades and riving knives literally in the blink of an eye.



Simple, safe & quick – "Quick-lock" saw blade clamping

Quick and easy blade change with only one tool, thanks to the "Quick-Lock" system.



**"A masterpiece of engineering",
guarantees precision and smooth operation!**


Large-dimensioned and designed with the highest use in mind, the aluminum format sliding table "hovers" on the "X-Roll", a highly developed, state-of-the-art guiding technology for Felder sliding tables. The X shape ("X-Roll") design distributes the load optimally on all sides. The linear surface of the steel rollers running on the hardened and ground guiding surface guarantees unbeatable precision and smoothness. "X-Roll" will guarantee you the quality and precision you expect from your new panel saw. Another reason to choose Felder: Ten year factory guarantee to underline the reliability of "X-Roll".



This is why:



- » Extremely smooth, long life guiding system! The roller bearings have no single point of contact!
- » The dust-resistant construction
- » Hardened and ground guide tracks
- » 10-Year warranty: on "X-Roll", the Felder sliding table guiding system!

On and off switch on the sliding table



**Precision miter guide index system
outrigger table**

No time was wasted trying to find the correct angle and one hundred percent precision in adjustment and positioning, without any reading errors, are just some of the advantages of the precision mitre index system. Highly precise index points enable the exact production of polygons such as e.g. 5.625° (32 sides), 11.25° (16 sides), 22.5° (8 sides). Additional index points at 15°, 20°, 25°, 30°, 35°, 40° and 45° can be used when the crosscut fence is both at the front and at the back of the outrigger. Every index position is provided with length compensation. The highly precise Felder mitre index system is adjusted at the factory and every index position can also be individually fine adjusted. The index system integrates itself well into the machine design and will increase your productivity for an amazingly low investment amount.



**Digital and accurate to a tenth
of a millimeter**

On request, we supply your Felder with the digital outrigger crosscut fence. The stylish integrated digital display shows the adjustment accurate to a tenth of a millimeter. Additional functions, such as the adjustment of chain dimensions, simplify your daily work.



**Full surface support
on the outrigger table**

The full surface and magnetic mounted supports on the outrigger table offer an increased support surface and guarantee a secure hold and stable support for the processing of smaller workpieces.

Crosscut fence (outrigger)

The outrigger crosscut fence allows you to perform crosscuts up to 102²³/₆₄" (2600 mm) (optional 125⁶³/₆₄" (3200 mm)). Even the standard version already provides you with top-class technology and comfort. The scale that is tilted towards the operator and the lens on the crosscut fence guarantee precise settings.



Standard rip fence on round bar guide

- » Table scale as standard
- » Fine adjustment option
- » Option electronic digital display for standard rip fence
- » Option positioning control, readout of cutting width on electronic digital display

The rip fence is guided smoothly, almost hovering, over the round bar guide on the sliding table saw. The single-hand quick release and the fine adjustment guarantee a fast and precise adjustment of the rip fence to the desired dimension! The aluminum fence can be adjusted for better workpiece infeed or brought into a face down position when machining narrow workpieces with a tilted saw blade.



Electronic digital display can be read from every position

The rip fence can be equipped with an electronic digital display. The perfect integration of the whole electric unit makes it possible for you to rotate the display by 90°, and as such the settings can be read from the operator side in every rip fence position. Additional functions, such as the use of incremental cuts also help to make day-to-day work easier.




Automatic rip fence

The electronically positioned rip fence motor runs on a maintenance free lineal guiding system with ball bearing bushings. It moves quickly and accurately to within a tenth of a millimeter of the entered cutting width. The rip fence can be tilted away at any point along the full rip length and guarantees perfect cuts with a maximum width of 49 7/32" (1250 mm).

**The Scoring Unit.
Powerful and efficient.**

- Choose between – two types of absolutely powerful scoring units:
- » "Classic" with a scoring blade Ø 4 23/32" (120 mm)
 - » "Automatic" with automatic raising and lowering

All units combine tried and tested operation with drive technologies for perfect scoring results. Guaranteed by the scoring saw blade diameter of 120 mm and a speed of 8600 rpm (10,200 rpm at 60 Hz).



Safety made visible – Scoring unit operation display

A red LED strip immediately signals the operation of the scoring unit and offers even more working safety.



Grooving work

Thanks to the removable circular saw flange and table insert, adjustable dado tools up to 19.5 mm can be used.



The overhead saw guard

The Felder overhead saw guard is elegantly integrated into the machine design. The operation is simple and comfortable. In one movement, the overhead saw guard can be unlocked and swung completely out of the entire machine table area. The extraction hood adjusts itself automatically to the workpiece height and offers optimum working safety and extraction performance.

The suspension of the overhead saw guard is offset more than $23\frac{5}{8}$ " (600 mm) to the back of the saw shaft. This means that extra-long workpieces such as kitchen countertops that can be cut to length without any problems.



Overhead saw guard with below table extraction

The newly developed overhead saw guard and under table extraction system delivers perfect extraction results. The overhead saw guard with its distinctive design is easily adjustable in height over linear guides. The dust and shavings are sucked from the saw guard into the extraction pipe via a short hose. The below table extraction system encloses the entire saw unit. In terms of extraction technology, the chip duct is perfectly shaped, and an optimized chip flow from the scoring unit also ensures absolutely perfect extraction results.



On the right track – Laser cutting line marker

The maintenance free linear laser is mounted to the overhead saw guard and can be adjusted to any position. The easily visible cutting marker makes trimming or cutting along cracked wood easier.



Transport and mounting unit for outrigger table

At last: Quick, comfortable and effortless, removal and mounting of your outrigger table using the transport and mounting unit. And another positive aspect: your outrigger can be conveniently stored away!



The crosscut fence on the format sliding table

The crosscut fence is adjusted for mitre cuts between $+45^\circ$ and -45° using the mitre index scale integrated into the format sliding table. The T-slot and lateral holders on the format sliding table allow for quick assembly without tools. The scale facing the operator and the read-out lens on the fence stop ensure precise settings up to $43\frac{5}{16}$ " - $80\frac{45}{64}$ " (1100/2050 mm).



Pneumatic workpiece holder

- » Easy clamping of workpieces with maximum flexibility. It can be used on all panel saws and spindle moulders that are equipped with a sliding table.
- » Easy set up due to magnetic fittings
- » Safety cylinder ensures maximum working security
- » Pressure bar function is possible with every sliding table length
- » Clamping height $3\frac{47}{64}$ " (95 mm)
- » Clamping force approx. 661 lbs (300 kg)

Silent-Power® saw blades and much more are available in our Felder Group online shop



PCS® PREVENTIVE CONTACT SYSTEM

PCS® revolutionizes safety solutions for sliding table panel saws. The worldwide only system that uses the saw blade as the sensor to recognize human tissue within the danger zone in just a few milliseconds. In case of danger, the saw blade automatically drops under the table at extremely high speed without causing any damage.

Surveillance of danger zone with approach detection


Upon detection of an unexpected, fast approach within the saw blade area, PCS® triggers the safety mechanism, lowering the blade. The safety environment surrounds the saw blade and protects against access from all directions.

Immediately ready for use and resistant to dust and dirt

After triggering, the sliding table panel saw is immediately ready for use again. There are no costs due to worn parts or any external energy sources, PCS® does not require any additional maintenance and cleaning. PCS® does not use external sensors or video systems and is therefore unaffected by dust and dirt.



Discover all PCS® models, remarkable detailed solutions and the currently world's fastest non-contact triggering safety device – **PCS®** in our new video.



PCS® signal lamp integrated in the overhead saw guard

A signal light is integrated on the handle of the overhead saw guard which indicates the operating status of the PCS® to the operator.

Technical specifications

Electrics		K 945 S
001	3x 400 V motor voltage	S
002	3x 230 V motor voltage	W
004	50 Hz motor frequency	S
005	60 Hz motor frequency	W
007	Motor 5.5 kW (7.5 HP) S6/40%, 3 speeds 3500/4500/5500 rpm	S
008	Motor 7.35 kW (10 HP) S6/40%, 3 speeds 3500/4500/5500 rpm	○
009	Motor 10 kW (13.5 HP) S6/40%, 2 speeds 3500/4500 U/min (I002)	○
10	Star-delta start is necessary from 7.5 HP and 3x230V	○
12	Switch contact for the control of an extractor	○
13	Operating hour meter	○
Control		K 945 S
1000	Preventive Contact System – PCS® The safety device must be deactivated before cutting electrically conductive materials. Does not replace any other safety device. The machine must be operated with overhead saw guard. !!Available as of 2024!!	○
Saw and scoring unit		K 945 S
-	Saw blade diameter 927/32" - 1723/32" (250–450 mm), cutting height max. 67/64" (1.55 mm)	S
-	Saw with saw blade adjustment 90°–45°	S
73	Spraying unit for processing of light metals and plastics	○
-	Electronic height adjustment on saw blade	S
201	Electrical height and angle adjustment of the saw blade with digital LED display ("Power-Drive" K2)	○
82	Dado capability for tooling up to 19.5 mm width	○
71	Manual saw blade tilt with display clock	S
78	"Easy lock" – Tool-free quick change system for the main saw blade	○
780	"Quick-Lock" – Quick change system for the main saw blade and riving knife adjustment, drive pins in the flange prevent it from twisting	○
74	Scoring unit "Classic", 1.1 kW, scoring blade-Ø 423/32" (120 mm) in combination with max. saw blade-Ø (400 mm) (with the scoring saw blade removed max. saw blade-Ø 1723/32" (450 mm)	○
75	"Automatic" scoring unit with automatic rise and fall of the scoring blade, 1.1 kW, scoring blade-Ø 423/32" (120 mm) in combination with max. saw blade-Ø 153/4" (400 mm) (with the scoring blade removed max. saw blade-Ø 1723/32" (450 mm)	○
79	Scoring unit status light (mandatory option when in combination with PCS and scoring unit)	○
76	Flange set for scoring unit with shaft diameter 22 mm instead of 20 mm	W
72	Saw fence can be fine-adjusted	○
86	Electronic digital display on the saw fence including fine adjustment	○
Safety devices		K 945 S
-	Overhead guard, hood for 90° and hood for mitre cuts, which is height adjustable and can be swung away from the working area	S
80	LASER cutting line marker on the overhead saw guard	○

Cutting width and parallel fence		K 945 S
-	31½" (800 mm) rip capacity	S
83	Cutting width 497/32" (1250 mm)	○
84	Cutting width 591/16" (1500 mm)	○
89	Controlled rip fence for 497/32" (1250 mm) cutting widths, control panel on overhead saw guard	○
Format sliding table, slot and tenoning table		K 945 S
132	Format sliding table M, cutting length 8045/64" (2050 mm)**	○
133	Format sliding table, cutting length 9827/64" (2500 mm), anodised**, edging shoe	S
134	X Format sliding table, cutting length 11015/64" (2800 mm), anodised**, edging shoe	○
135	XL Format sliding table, cutting length 12563/64" (3200 mm), anodised**, edging shoe	○
140	XXL Format sliding table, cutting length 14543/64" (3700 mm), anodised**, edging shoe	○
136	Anodised sliding table	S
139	On and off switch on the sliding table	○
Outtrigger tables and crosscut fences		K 945 S
160	Outtrigger table 1300 for sliding table 513/16 - 14543/64" (1300–2500 mm)	S
161	Outtrigger table 1500 for sliding table 9827/64 - 14543/64" (2500–3700 mm)	W
164	435/16" (1100 mm) crosscut fence for all sliding table lengths	○
165	Telescopic extension for crosscut fence from 435/16" to 7847/64" (1100 mm to 2000 mm) (#164)	○
166	Outtrigger crosscut fence 10223/64" (2600 mm) "X-Roll" system (#159/160)	S
169	Outtrigger crosscut fence 12563/64" (3200 mm) "X-Roll" system (#159/160) with 2 crosscut stops instead of 10223/64" (2600 mm) (#166/168+159/160)	○
170	Precision mitre guide INDEX system for outtrigger crosscut fence	○
173	Precision miter guide with cutting length compensation for 1300/1500 outtrigger	○
171	Rip fence 12563/64" (3200 mm) with fine adjustment, tiltable from 90°–45°, 1 digital crosscut stop up to 7451/64" (1900 mm), telescopic fence with analogue crosscut stop up to 12563/64" (3200 mm).	○
172	12563/64" (3200 mm) crosscut fence with fine adjustment, tiltable 90°–45°, 2 digital crosscut stops	○
General		K 945 S
-	Working height in mm	890
-	Min. transport width in mm	1000
-	Extraction connection-Ø in mm saw unit/saw guard (overhead)	120/100
-	Weight kg (with standard configuration)	890
Transport		K 945 S
221	Container transport preparation	W

Product range

Sliding Table
Panel Saws



Shapers



Saw-Shapers




Planers



Combination
machines



Bandsaws



Dowel Boring Machine,
Drilling Machine and
Horizontal Mortiser



Wide Belt Sanding
Machines



Brushing
Machine



Belt and Edge
Sanders



Edgebanders



ForKa 300 S eco



Extraction Units &
Briquetting Presses



FBP 50/60/70





FELDER. Quality and precision in a nutshell

Since 1956, a guarantee for perfect results with excellent ease of use and reliability in regular professional use. Woodworkers are always enthusiastic about the individual and solid solutions for small and mid-sized businesses.

FELDER GROUP

KR-Felder-Straße 1
A-6060 HALL in Tirol

☎ Tel. +1 866-792-5288

www.felder.us

[Contact](#)