

FELDER®


structura 40.02

WOOD BRUSHING –
PERFECT WITH A FELDER
BRUSHING MACHINE!



structura 40.02


Wood brushing – perfect with a Felder brushing machine!



Solid wood



Panel material



Plastic



Solidly built, the heavy machine chassis ensures absolute stability; the single-sided aggregate mounting makes it easy to process extra-wide workpieces. 400 mm working width and the variable through-feed height that can be adjusted from 3 to 200 mm allow a wide range of different workpiece dimensions. The single-sided aggregate mounting allows even extra-wide workpieces to be processed.

Perfect for optimum working results of a wide range of wood types; the feed speed can be variably adjusted between 2,5 and 10 m/min.



structura 40.02

- » Workpiece height: 3–200 mm
- » Brush width: 400 mm
- » Brush unit: steel brush and Tynex brush
- » Feed 2,5 – 10 m/min
- » Quick and easy height adjustment with the hand wheel

... Your decision for Felder, a risk-free decision

- | | |
|--|---|
| <ul style="list-style-type: none"> » The right machine for every budget » Complete reliability in professional use » Tailor made machine solutions » High quality cast iron machine table and aggregates » Innovative detail solutions derived from 65 years of experience – already included in the standard configuration | <ul style="list-style-type: none"> » First class manufacturing and finishing standards » Intuitive application concepts » Modern, distinct design » Quality and precision from AUSTRIA » Powerful and efficient » Complete package: Comprehensive service support |
|--|---|

The most important highlights at a glance



Fixed feeding table height

The infeed with a table height of 900 mm and a continuous feeding belt with web structure for easiest handling even with heavy and large workpieces.



Through-feed height of 3–200 mm

With a working width of 400 mm and a continuously adjustable through-feed height from 3 to 200 mm, the machine is perfectly equipped for large challenges.



Brush diameter of 190 mm

Highest durability of the brush thanks to longer bristles.

Details



Brush aggregate / steel brush

With their powerful 4 hp motors, both brush aggregates are rotating in the opposite direction to the workpiece feed. In its standard version, the first aggregate is equipped with a steel brush (D=190 mm).



Brush aggregate / Tynex brush

In its standard version, the second aggregate is equipped with a Tynex brush (D=190 mm). With their powerful 4 hp motors, both brush aggregates are rotating in the opposite direction to the workpiece feed.



Independent fine adjustment of the second aggregate

For optimum working results, the second brush aggregate can be adjusted separately in height.



Machine chassis open to one side for extra-wide workpieces
The solid machine base-frame of the robust structura brushing machine offers maximum stability. The single-sided aggregate mounting allows even extra-wide workpieces to be processed.



Dust extraction
Excellent extraction results thanks to separate extraction of each brush aggregate.



Operator terminal with manual height adjustment
The height for both brushing aggregates is conveniently and precisely adjusted from 3 to 200 mm by means of a handwheel with read-off optics; the fine adjustment of the second aggregate can be adjusted separately.

Technical specifications

Electrical setup		structura 40.02
001	3x 400 V	S
002	3x 230 V motor voltage	O
004	50 Hz	S
005	60 Hz	W
Control Systems		
	Manual control panel	S
Feeder table		
	Constant feeding height - fixed table, 900 mm	S
	Manual height adjustment with handwheel and reading optics	S
	Variable feed speed adjustment from 2.5-10 m/min adjusted from the control panel using an inverter	S
	Endlessly manufactured belt conveyor belt	S
1st Brush aggregate		
	Mechanically pre-stressed rubber pressure rollers	S
	Steel brush D=190mm L=420mm	S
	Simultaneous operation	S
	1 motor with 3 kW (4 hp)	S
2nd brushing aggregate		
	Function operation in counter rotation	S
	Mechanically pre-stressed rubber pressure rollers	S
	Tynex brush K60 D=190mm L=420mm	S
	1 motor with 3 kW (4 hp)	S
General		
	Brush width 650 mm	420
	Brush height 3-200mm	3-200
	Dimensions mm (L x W x H)	1.120 x 960 x 1.240
	Dust port Ø in mm	2 x 120
	Weight kg (with standard configuration)	540

Product range

Sliding Table
Panel Saws



K 945 S



K 740 S



K 740 professional



K 700 S



K 700 professional



K 700



K 540 S



K 500 S



K 500 professional



K 500

Spindle Moulders



F 900 M



F 900 Z



F 700 M



F 700 Z



F 500 MS



F 500 M

Saw-Shapers



KF 700 S professional



KF 700 professional



KF 700



KF 500 professional



KF 500

Planers



AD 951



AD 941



AD 741



AD 531



A 951 L



A 941



D 951



D 963

Combination
machines



CF 741 S professional



CF 741 professional



CF 741



CF 531 professional



CF 531

Bandsaws



FB 940 RS
FB 740 RS



FB 940 S/SW
FB 740 S/SW



FB 940/840
FB 740/640



FB 710
FB 610
FB 510

Dowel Boring Machine,
Drilling Machine and
Horizontal Mortiser



FD 29 professional



FD 21 professional



FD 250

Heated
Veneer
Presses



MVP 31.14 flex

Wide Belt Sanding
Machines



FW 1102 perform
FW 1102 classic
FW 950 classic
FW 850 classic



Brushing
Machine



structura 60.02



structura 40.02

Belt and
Edge Sanders



FS 722



FS 900 KF



FS 900 K



FS 700 K

Edgebanders



G 560 / G 580 classic



G 500 EX



G 480



G 380



G 360



G 330



G 263



G 220



ForKa 300 S eco

Vertical
panel saw



KV 925

Extraction Units &
Briquetting Presses



RL 350



RL 300



RL 250




RL 200



RL 160



RL 140



RL 125



FBP 50/60/70



AF 22-D200



AF 22 Mobil/Stand/Wandmontage



AF 16



AF 14



AF 12



FELDER Quality and precision in a nutshell

Since 1956, a guarantee for perfect results with excellent ease of use and reliability in regular professional use. Woodworkers are always enthusiastic about the individual and solid solutions for small and mid-sized businesses.

FELDER GROUP

KR-Felder-Straße 1
A-6060 HALL in Tirol

🇬🇧 Tel. +44 1908 635000
www.felder.uk
[Contact](#)

🇮🇪 Tel. +353 906625756
www.felder.ie
[Contact](#)

🇮🇳 Tel. 1800 274 3040
www.felder.in
[Contact](#)

🌐 Tel. +43 5223 58500
www.felder.int
[Contact](#)